






NW 1408 XSafe

Modular Ice Machine 640 kg

شركة قعم الثلج لتجارة الأبخرة الكهربائية

	FEATURES <ul style="list-style-type: none"> Vertical Cube System. T304 Stainless Steel Panels. Auto-alert Indicator Lights. Global standard footprint: strictly follows international imperial standards commonly adopted in the industry of reference. One touch cleaning: reduces labor costs and saves time and simplifies cleaning process. Front evaporator access: immediate access to the evaporating plate for quick self-maintenance operations. Head only ice maker: requires a separate storage bin to collect the ice produced. XSafe: natural sanitation system, integrated inside the ice maker and operating automatically 24/7 to keep equipment clean & safe. 																					
 <p>NW 1408 Dice 10 g W 22 x D 22 x H 22 mm</p>  <p>NW H 1408 Half Dice 6 g W 10 x D 22 x H 28 mm</p>  <p>NW L 1408 Large Dice 15 g W 28 x D 22 x H 28 mm</p>	CONDENSING SYSTEM Air cooled Remote condenser Water cooled	RECOMMENDED BINS																				
REFRIGERANT GAS R404A R452A	<table border="1"> <thead> <tr> <th>Head</th> <th colspan="2">Bins</th> <th>kg</th> </tr> </thead> <tbody> <tr> <td rowspan="5">NW 1408</td> <td>✓</td> <td>SB530</td> <td>243</td> </tr> <tr> <td>CBT48EAMCD CBT48FMCD</td> <td>SB948</td> <td>406</td> </tr> <tr> <td>CBT52EAMCD</td> <td>SB1025</td> <td>478</td> </tr> <tr> <td>●</td> <td>UBH1100</td> <td>553</td> </tr> <tr> <td>●</td> <td>UBH1600</td> <td>812</td> </tr> </tbody> </table>	Head	Bins		kg	NW 1408	✓	SB530	243	CBT48EAMCD CBT48FMCD	SB948	406	CBT52EAMCD	SB1025	478	●	UBH1100	553	●	UBH1600	812	
Head	Bins		kg																			
NW 1408	✓	SB530	243																			
	CBT48EAMCD CBT48FMCD	SB948	406																			
	CBT52EAMCD	SB1025	478																			
	●	UBH1100	553																			
	●	UBH1600	812																			
VOLTAGE V/Hz/ph 230/50/1 230/60/1	LEGEND: ✓ : Perfect combination between ice maker and bin ● : Ice chute cut-out performed upon installation CBTxxxxxxxx : need additional bin top																					
CERTIFICATIONS 	OPERATING REQUIREMENTS																					
IMPORTANT NOTICE: Models and specifications are subject to change without notice. This spec sheet is meant for commercial purpose only. For technical documentation please refer to our service manuals.			www.scotsman-ice.it www.scotsman-ice.com																			
<p>عمان - جبل الحصين - شارع طلح الدين البيوي . هاتفه : 0096264611119 موبایل : 00962795530768 https://www.facebook.com/snowpeaksjo</p>																						

Modular Ice Machine 640 kg

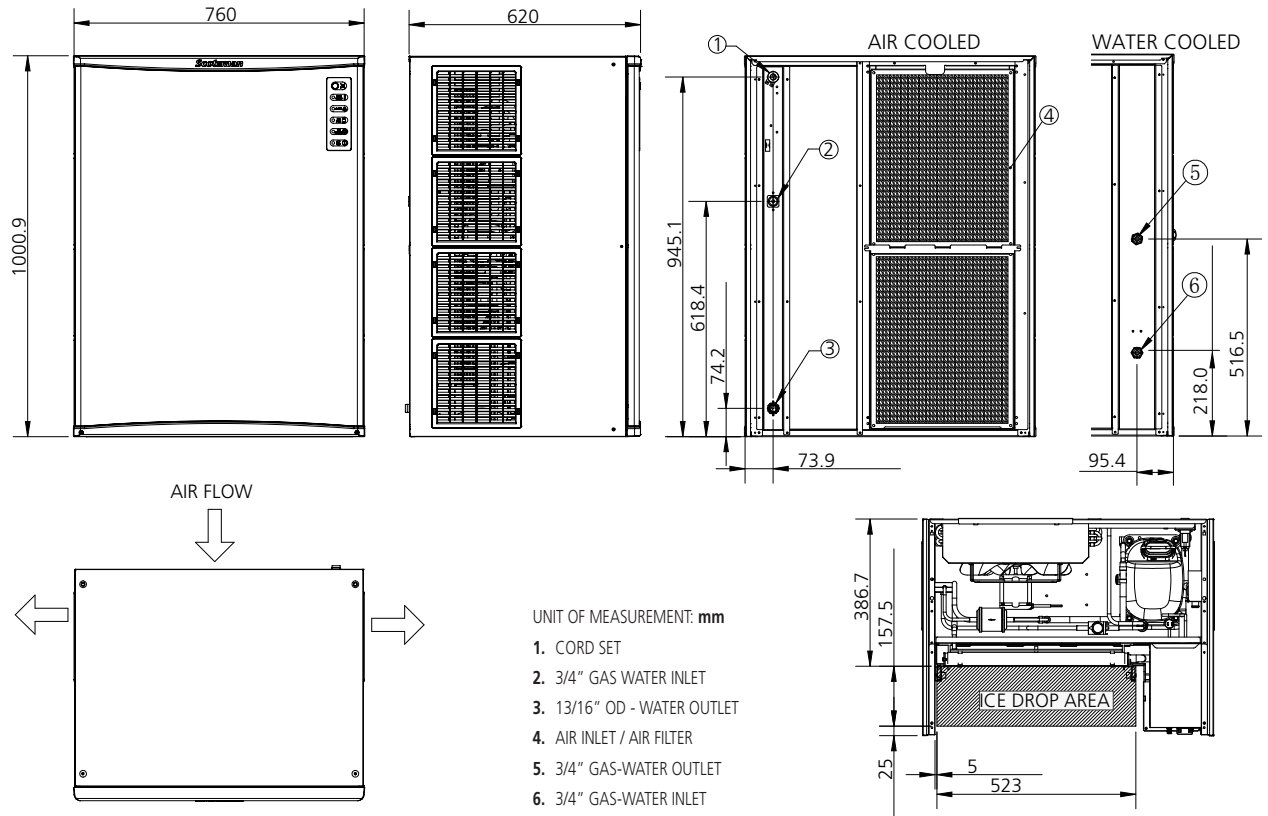
NW 1408 *xSafe*



Modular Ice Machine 640 kg

شركة قعم الثلج لتجارة الأجهزة الكهربائية

Modular Ice Machine 640 kg



UNIT DATA		SHIPPING DATA		(*) Data refer to 32°C Amb. / 21°C Water temperature conditions							
Size (W x D x H)		765 x 610 x 1000 mm		Carton (W x D x H)		830 x 690 x 1160 mm					
Net weight		130 kg		Weight		145 kg					
Version	Voltage	24 h ice production kg °C Amb. / °C Water			Energy consumption (*)		Water usage (*)	Instant power	Compressor	Circuit wires	Max. fuse size
		10°C/10°C kg	21°C/10°C kg	32°C/21°C kg	kWh/ 100 kg	kWh/ 24h	l/h	W	W	No. x Ømm ²	A
NWH 1408 AS	230/50/1	660	650	530	10.8	57.2	31.1	3365	10500	3 x 2.5	30
NWH 1408 ASR	230/50/1	680	660	500	10.8	54.0	29.8	3365	10500	3 x 2.5	30
NWH 1408 WS	230/50/1	660	660	590	9.3	54.6	292.6	3365	10500	3 x 2.5	30
NWL 1408 AS	230/50/1	620	600	510	10.4	52.8	27.6	3365	10500	3 x 2.5	30
NWL 1408 WS	230/50/1	620	630	560	8.8	49.4	282.8	3365	10500	3 x 2.5	30
NW 1408 AS	230/50/1	640	630	500	11.2	56.2	26.6	3365	10500	3 x 2.5	30
NW 1408 WS	230/50/1	660	650	580	9.0	52.4	261.0	3365	10500	3 x 2.5	30
NWH 1408 AS	230/60/1	660	641	480	11.2	54.0	32.6	3000	9442	3 x 2.5	30
NWH 1408 ASR	230/60/1	630	580	480	11.7	56.1	25.5	3000	9442	3 x 2.5	30