






NW 1008 XSafe

Modular Ice Machine 485 kg

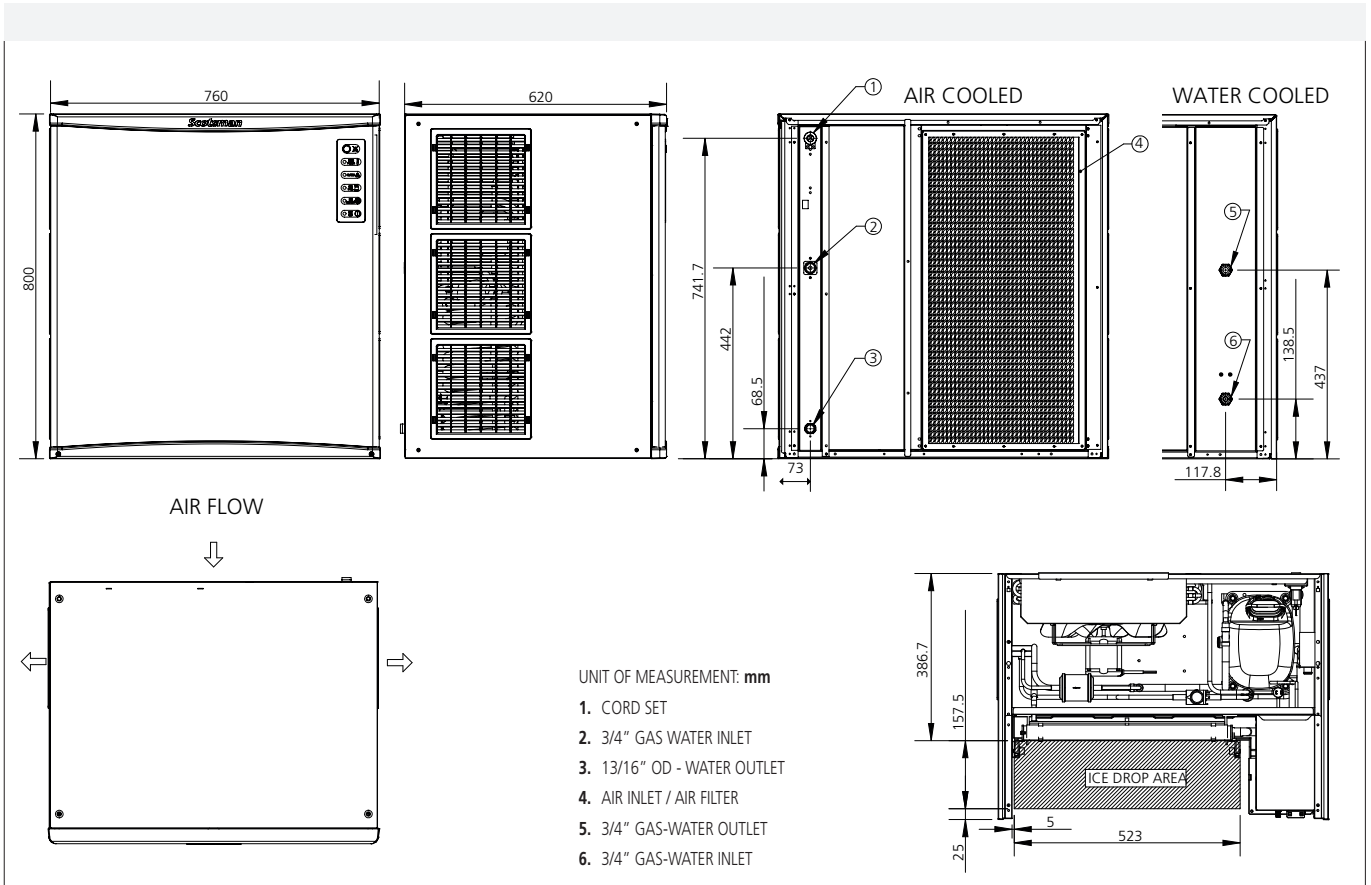
Modular Ice Machine 485 kg

	<p>FEATURES</p> <ul style="list-style-type: none"> Vertical Cube System. T304 Stainless Steel Panels. Auto-alert Indicator Lights. Global standard footprint: strictly follows international imperial standards commonly adopted in the industry of reference. One touch cleaning: reduces labor costs and saves time and simplifies cleaning process. Front evaporator access: immediate access to the evaporating plate for quick self-maintenance operations. Head only ice maker: requires a separate storage bin to collect the ice produced. XSafe: natural sanitation system, integrated inside the ice maker and operating automatically 24/7 to keep equipment clean & safe. 			
 <p>NW 1008 Dice 10 g W 22 x D 22 x H 22 mm</p>  <p>NW H 1008 Half Dice 6 g W 10 x D 22 x H 28 mm</p>  <p>NW L 1008 Large Dice 15 g W 28 x D 22 x H 28 mm</p>	<p>CONDENSING SYSTEM</p> <p>Air cooled Remote condenser Water cooled</p>	<p>RECOMMENDED BINS</p>		
<p>REFRIGERANT GAS</p> <p>R404A R452A</p>	<p>Head</p> <p>NW 1008</p>	<p>Bins</p> <p>✓ SB393</p> <p>✓ SB530</p> <p>CBT48EAMCD CBT48FMCD SB948</p> <p>CBT52EAMCD SB1025</p> <p>● UBH1100</p> <p>● UBH1600</p>	<p>kg</p> <p>181</p> <p>243</p> <p>406</p> <p>478</p> <p>553</p> <p>812</p>	
<p>VOLTAGE V/Hz/ph</p> <p>230/50/1</p>	<p>LEGEND:</p> <p>✓ : Perfect combination between ice maker and bin</p> <p>● : Ice chute cut-out performed upon installation</p> <p>CBTxxxxxxxx : need additional bin top</p>			
<p>CERTIFICATIONS</p> 	<p>OPERATING REQUIREMENTS</p>			
	<p>Minimum</p>	<p>Maximum</p>		
<p>Air temperature</p>	<p>10</p>	<p>40</p>		
<p>Water temperature</p>	<p>5</p>	<p>35</p>		
<p>Water pressure</p>	<p>1 bar (14 psi)</p>	<p>5 bar (70 psi)</p>		
<p>Electrical voltage</p>	<p>-10%</p>	<p>+10%</p>		
<p>IMPORTANT NOTICE: Models and specifications are subject to change without notice. This spec sheet is meant for commercial purpose only. For technical documentation please refer to our service manuals.</p>	<p>www.scotsman-ice.it www.scotsman-ice.com</p>			

NW 1008 XSafe

Modular Ice Machine 485 kg

Modular Ice Machine 485 kg



UNIT DATA		SHIPPING DATA		(*) Data refer to 32°C Amb. / 21°C Water temperature conditions									
Size (W x D x H)		760 x 620 x 800 mm		Carton (W x D x H)		830 x 690 x 990 mm							
Net weight		105 kg		Weight		122 kg							
Version	Voltage	24 h ice production kg °C Amb. / °C Water			Energy consumption (*)		Water usage (*)	Instant power	Compressor	Circuit wires	Max. fuse size		
		10°C/10°C kg	21°C/10°C kg	32°C/21°C kg	kWh/ 100 kg	kWh/ 24h	l/h	W	W	No. x Ømm ²	A		
NWH 1008 AS	230/50/1	485	456	380	13.2	50.3	22.3	2500	7300	3 x 2.5	30		
NWH 1008 ASR	230/50/1	475	470	420	14.1	59.2	25.5	2500	7300	3 x 2.5	30		
NWH 1008 WS	230/50/1	460	460	410	12.1	49.7	173.2	2500	7300	3 x 2.5	30		
NWL 1008 AS	230/50/1	485	456	380	13.2	50.3	22.3	2500	7300	3 x 2.5	30		
NWL 1008 ASR	230/50/1	465	470	420	12.8	53.7	25.1	2500	7300	3 x 2.5	30		
NWL 1008 WS	230/50/1	460	450	400	12.1	48.5	169.0	2500	7300	3 x 2.5	30		
NW 1008 AS	230/50/1	485	456	380	13.1	49.9	22.3	2500	7300	3 x 2.5	30		
NW 1008 ASR	230/50/1	470	470	420	13.1	55.2	24.7	2500	7300	3 x 2.5	30		
NW 1008 WS	230/50/1	460	450	410	12.1	49.7	173.2	2500	7300	3 x 2.5	30		