

EC 56

Scotsman
Ice Systems

Self Contained Ice Machine 32 kg

شركة فهم الثلج لتجارة الأجهزة الكهربائية



FEATURES

- Produces individual Gourmet crystal clear supercubes.
- Resistant stainless steel exterior. Simple and reliable electromechanic controls.
- Front panel in and out airflow (air cooled model only) for built-in installation.
- Front access condenser air filter, removable and washable (air cooled model only).
- Easily accessible front ON-OFF switch. Routine maintenance visible alarm light on front panel.
- Ergonomically designed ice storage access, with disappearing door. Door-closing movement dampening system.
- Water system protected by patented anti-scale system.
- PWD - Progressive Water Discharge: pumps excess residual water up to a distance of 15 meters.
- Legs are not included and must be ordered separately as an accessory.

Self Contained Ice Machine 32 kg



EC L 56
Large Gourmet 39 g
Ø 38 x H 41 mm



EC M 56
Medium Gourmet 20 g
Ø 30 x H 34 mm



EC S 56
Small Gourmet 8 g
Ø 21 x H 25 mm

CONDENSING SYSTEM

Air cooled
Water cooled

REFRIGERANT GAS

R134a

VOLTAGE V/Hz/ph

230/50/1
230/60/1

INTERNAL BIN CAPACITY

12 kg

CERTIFICATIONS



OPERATING REQUIREMENTS

	Minimum	Maximum
Air temperature	10	43
Water temperature	5	38
Water pressure	1 bar (14 psi)	5 bar (70 psi)
Electrical voltage	-10%	+10%

IMPORTANT NOTICE:
Models and specifications are subject to change without notice.
This spec sheet is meant for commercial purpose only.
For technical documentation please refer to our service manuals.

www.scotsman-ice.it
www.scotsman-ice.com

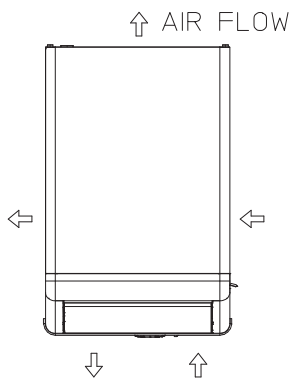
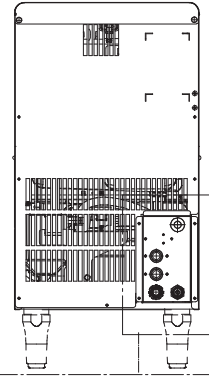
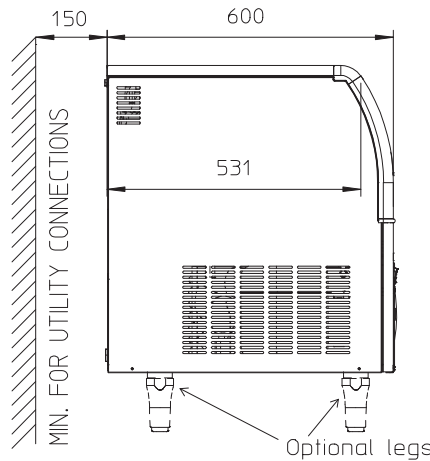
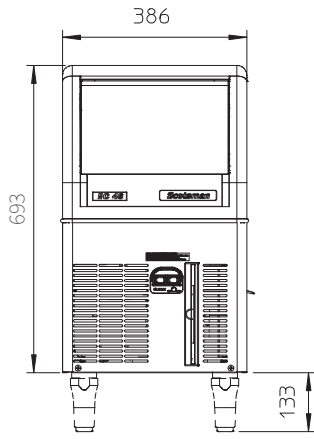
March 2022

EC 56 XSafe

Self Contained Ice Machine 32 kg

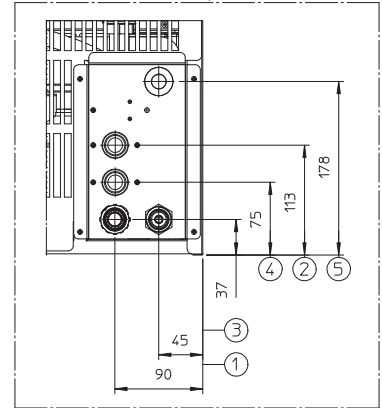
شركة قمم الثلج لتجارة الأيسرة الكسرية

Self Contained Ice Machine 32 kg



UNIT OF MEASUREMENT: mm

1. 12/16" OD - WATER OUTLET
2. 3/4" GAS - WATER INLET
3. 3/4" GAS - WATER OUTLET
WATER COOLED UNIT ONLY
4. 3/4" GAS - WATER INLET
WATER COOLED UNIT ONLY
5. CORD SET



UNIT DATA		SHIPPING DATA									
Size (W x D x H)		386 x 600 x 695 mm		Carton (W x D x H)		460 x 670 x 810 mm					
Net weight		38 kg		Weight		45 kg					
Version	Voltage	24 h ice production kg			Energy consumption (*)		Water usage (*)	Instant power	Compressor	Circuit wires	Max. fuse size
		10°C/10°C	21°C/10°C	32°C/21°C	kWh/100 kg	kWh/24h	l/h	W	W	No. x Ømm²	A
ECL 56 AS	230/50/1	31	30	23	33.1	7.6	4.2	400	800	3 x 1.5	10
ECL 56 WS	230/50/1	31	30	23	33.1	7.6	81.2	400	800	3 x 1.5	10
ECM 56 AS	230/50/1	32	31	24	33.0	7.9	3.8	400	800	3 x 1.5	10
ECM 56 WS	230/50/1	33	31	27	26.0	7.0	20.2	400	800	3 x 1.5	10
ECS 56 AS	230/50/1	25	24	19	38.6	7.1	3.1	400	800	3 x 1.5	10
ECL 56 AS	230/60/1	35	34	27	32.3	8.6		470	900	3 x 1.5	10
ECL 56 WS	230/60/1	31	30	23	33.1	7.6	81.2	400	800	3 x 1.5	10
ECM 56 AS	230/60/1	35	34	27	32.3	8.6	20.2	470	900	3 x 1.5	10

(*) Data refer to 32°C Amb. / 21°C Water temperature conditions